

weber®

the best there is

**The complete line of charcoal & gas
barbecue kettles & accessories.**



weber®

Why people believe Weber is the best there is.

For twenty-five years we have been proving that the Weber Barbecue Kettle is the best outdoor cooking equipment value anywhere.

We've proved that heavy-gauge steel, sealed in porcelain, is easy to clean and lasts through years of use. In fact, a Weber Kettle outlasts ordinary barbecues many times over.

We've proved that our unique design and special air venting system means no rotisserie is required. Whole meats like turkeys and roasts need little or no attention and cook under controlled conditions as if they were in your oven, but with that special outdoor flavor.

We've proved that a Weber is the leader in economy because foods cook faster using less charcoal and, by closing all the air vents after cooking, the coals will be extinguished for future use.

Need more proof regarding the superiority of the Weber Barbecue Kettle? Just ask any Weber owner . . . and they'll tell you it's the best there is.



Famous Weber Features



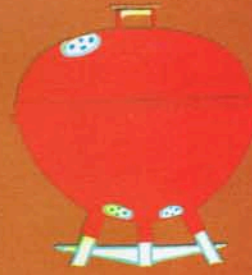
LASTS FOR YEARS & YEARS
Unlike ordinary grills, the Weber Kettle lasts for years and years of continued use.



LETS YOU COOK YEAR 'ROUND BECAUSE RAIN & SNOW WILL NOT RUST IT
The porcelain coating on the outside of the Weber Kettle protects it — lets you leave the kettle outdoors year round without worry because it will not rust.




SO EASY TO USE EVEN A BEGINNER GETS PERFECT RESULTS
Just follow the directions in the cookbook packed with the kettle. Unlike other grills, the Weber Kettle cooks like an oven and is as easy to use.




SAVES CHARCOAL
Close the dampers after cooking. This extinguishes the fire and saves the remaining charcoal for the next time you cook. That's economy!

Two Cooking Methods



THE DIRECT METHOD
of cooking with a Weber Charcoal Kettle is best for broiling hamburgers, steaks, and chops. Food is placed on the grill directly over a single layer of coals.

THE INDIRECT METHOD
is for roasting turkeys, fish, fowl, ham, roasts, thick cuts, vegetables, etc. An aluminum drip pan is placed directly beneath the food with the charcoal on either side.



weber®

Charcoal Barbecue Kettles

70000 Series

THE MOST POPULAR
CHARCOAL KETTLE IN AMERICA
This Kettle's ample 22½" (57.15 cm.)
diameter is ideal for even the hardest
family appetites. Its big 397 square
inches (1008.4 sq. cm.) of cooking
space will cook whole meals. Hand-
some porcelain finish inside and out
with rustproof aluminum ash catcher
and legs. 29" (73.66 cm.) high.
Shipped in single carton. 15x24x24",
(38.1cm.x61cm.x61cm.), 5 cu. ft.
(.142 cu. m.), 36.2 lbs. (16.42 kg.)

1. Jet Black
71001



2. Red
73001



3. Dark Blue
75001



4. Dark Green
77001



5. Chocolate
78001



weber®

30000 Series

The more compact version of the 70000 Series with 18½" (46.99 cm.) diameter kettle. 28" (71.12 cm.) high. Porcelain finish, aluminum ash catcher and legs. Shipped in single carton, 20x20x14" (50.8x50.8x35.56 cm.) 3.25 cu. ft. (.093 cu. m.), 25.5 lbs. (11.57 kg.).

1. Jet Black
31001



2. Red
33001



3. Dark Blue
35001



4. Dark Green
37001



5. Chocolate
38001

weber®

80000 Series

For big families with big appetites — the true entertainer's delight. Big 26¾" (67.95 cm.) diameter kettle, 32" (81.28 cm.) high. Porcelain finish inside and out over heavy-gauge steel. Aluminum ash catcher and legs. Shipped in single carton. 28x28x17¼" (71.12cm.x71.12cm.x45.1cm.), 8.1 cu. ft. (.23 cu. m.), 50.3 lbs. (22.82 kg.)

81001

Jet Black

83001

Red

88001

Chocolate



The Imperial Sequoia Wagon

Colorful Weber Kettle nestled in handsome redwood wagon. Overall dimensions with 22½" (57.15 cm.) diameter kettle in place: 53¾x28x30¾" (136.53x71.12x76.84 cm.). Shipped as one unit in separate cartons. Wagon (KD) 8.8 cu. ft. (.25 cu. m.), 85 lbs. (38.56 kg.). Weber Kettle .5 cu. ft. (.015 cu. m.), 32 lbs. (14.52 kg.)

93001

Cart With
Red Kettle

98001

Cart With
Chocolate Kettle



The Ranch

Giant 37½" (95.25 cm.) diameter kettle, 27" (68.58 cm.) high. Hinged openings in cooking grill permit easy charcoal addition. Porcelain finish inside and out over heavy-gauge steel. Shipped in single carton. 15"x39½"x39½" (38.1cm.x100.33cm.x100.33cm.) 13.54 cu. ft. (.384 cu. m.), 107 lbs. (56.82 kg.)

60001

Jet Black Only






weber

Smokey Joe

Big enough for small roasts, chickens, etc. Collapsible leg construction makes it perfect for picnics or camping trips. Porcelain finish inside and out. Triple nickel plated cooking grill. 14½" (36.83 cm) diameter kettle, 17½" (44.45 cm.) high. Individually pack 16"x15½"x9½" (40.64cm.x 39.37cm.x 24.13cm.) master pack 16"x16"x47½" (40.64cm.x 40.64cm.x 120.9cm.) 7 cu. ft. (.2 cu. m.), 59 lbs. (23 kg.).

10001

Jet Black only



Portable Table-Top Grill

Weber's newest barbecue is made of heavy gauge steel that's been porcelainized so it will last and last. Legs fold up for portability. Offers a big 160 sq. in. (406.4 sq. cm.) of cooking area. Top and bottom vents let air circulate evenly inside. Solid teak handles. Handle and grill supports are welded on for longest life. No nuts and bolts to rust or burn out. Really simple to assemble. Easy to clean cooking grill is triple nickel plated. Shipped in box 8"x10½"x21" (20.32cm.x 26.7cm.x 53.34cm.), 1.03 cu. ft. (.3 cu. m.), 15 lbs. (6.81 kg.).

121001

Jet Black

123001

Red

128001

Chocolate



weber®

Accessories

1. WORK TABLE

Attractive and convenient, this 18"x 30" (45.72cm.x76.2cm.) table is made of beautiful teak veneer.

Utensil rack and adjustable aluminum legs. Easily attaches to kettle. Some assembly required. Shipped in carton 2¼"x18"x32" (5.72cm.x45.72cm.x81.28cm.). .75 cu. ft. (.022 cu. m.) 13 lbs. (5.9 kg.).

1801 For 80000 Series, Portable and Patio Gas models.

1901 For 30000, 70000 and Permanent Mount Gas models.

2. CONDIMENT HOLDER

Triple nickel plated steel rack keeps salt, pepper and whatever you need right at hand. Minimum order master pack of 5. .93 cu. ft. (.027 cu. m.), 7.1 lbs. (3.23 kg.).

21301 Fits all 22½" kettles only.

3. GRILL & TOOL HOLDER

High grade plated clamp-on grill and tool holder. Minimum order 10 in self-display carton. .2 cu. ft. (.006 cu. m.), .2 lbs. (.091 kg.).

1201

4. ASH SCOOP

Contoured steel scoop makes ash disposal easier. Minimum order master pack of 5 in self-display carton. .1 cu. ft. (.003 cu. m.), 1.9 lbs. (.862 kg.).

21001

5. KETTLE COVERS

Heavy-duty vinyl covers help keep kettles clean.




4301 For 18½" (46.99 cm.) dia. kettles. Minimum order master pack of 5. .36 cu. ft. (.0102 cu. m.), 4 lbs. (1.82 kg.).





4701 For 22½" (57.15 cm.) dia. kettles. Minimum order master pack of 5. .36 cu. ft. (.0102 cu. m.), 5 lbs. (2.27 kg.).

4801 For 26¾" (67.95 cm.) dia. kettles minimum order master pack of 5. .36 cu. ft. (.0102 cu. m.), 6 lbs. (2.722 kg.).

4901 For redwood wagon. Minimum order master pack of 5. .36 cu. ft. (.0102 cu. m.), 12.5 lbs. (5.67 kg.).

5701 For kettle and table. Minimum order master pack of 5. .36 cu. ft. (.0102 cu. m.), 12.5 lbs. (5.67 kg.).





weber®

Accessories

1. DRIP PANS

Heavy-gauge aluminum pans designed to easily drop into position for indirect cooking in any WEBER kettle. 10 pans in poly-pack. Minimum order master pack of 10 packs. 1.5 cu. ft. (.043 cu. m.), 10 lbs. (4.55 kg.) **3301** (Single package of 10 pans.)

2. HICKORY CHUNKS

4-lb. box pure hardwood chunks for great smoked flavor. Minimum order master pack of 12 boxes. 2.8 cu. ft. (.08 cu. m.), 50 lbs. (22.7 kg.) **1701**

3 & 4. RIB RACKS

Also great for cooking halves of chicken or extra-thick chops. Sturdy nickel plated rack increases rib cooking capacity by 50%.

3701 For 70000, 80000 Series & Gas models Minimum order master pack of 4. 1.2 cu. ft. (.034 cu. m.), 16 lbs. (7.26 kg.)

3601 For 30000 Series. Minimum order master pack of 4. .8 cu. ft. (.023 cu. m.), 12 lbs. (5.45 kg.)

5. CHARCOAL RAILS

Rails slip over bottom grill to keep charcoal along sides of kettle for indirect cooking. Minimum order master pack of 10 pair. .55 cu. ft. (.016 cu. m.), 10 lbs. (4.536 kg.) **3901**

6. ROAST HOLDER

Ideal for roasting particularly when gravy dripping are desired. Nickel plated with convenient handles allow for easy carrying. Suitable for oven use as well. Minimum order master pack of 5. .87 cu. ft. (.025 cu. m.) 7 lbs. (3.18 kg.) **9501**

7. CORN'N'TATOR GRILL

Nickel-plated space saver grill. Minimum order master pack of 5. 2.2 cu. ft. (.063 cu. m.), 15 lbs. (6.8 kg.)

3801 Fits all 22½" WEBER kettles.



Accessories

1. ELEGANT FARE COOKBOOK

From every corner of the world over 80 recipes to excite and please the palate. Spiral hardbound book lays flat for ease of use. Full color photos and illustrations. Minimum order master pack of 10 books in self-display carton. .70 cu. ft. (.02 cu. m.), 10 lbs. (4.54 kg.) 201

2. DELUXE COOKBOOK

30 pages, hardbound book with over 50 full color illustrations. Minimum order master pack of 10. .53 cu. ft. (.015 cu. m.) 10 lbs. (4.54 kg.) 101

3. COOKBOOKS

Minimum order master pack of 10 books in self-display shipper. .03 cu. ft. (.001 cu. m.), 2 lbs. (.91 kg.)

11101 For charcoal barbecuing. .03 cu. ft. (.001 cu. m.), 2 lbs. (.91 kg.)

22201 For gas barbecuing. .03 cu. ft. (.001 cu. m.), 2 lbs. (.91 kg.)

4. WOK PAN

Steel pan fits 30000, 70000 Series & Gas models. 2.61 cu. ft. (.074 cu. m.) 10 lbs. (4.54 kg.)

8301

5. GRIDDLE

Prepare Sunday breakfast or brunch anywhere outdoors. 1.5 cu. ft. (.045 cu. m.) 17½ lbs. (7.95 kg.)

1401 For 70000 Series & Gas models

6. SHISH KABOB SET

6 heavy duty, stainless steel skewers lay on nickel-plated rack that firmly attaches to cooking grill. Prepare delicious kabob meals on any grill. Minimum order master pack of 5. .82 cu. ft. (.024 cu. m.), 10 lbs. (4.54 kg.)

2501

(Not Shown)

WEBER BARBECUE SPIT SETS

Black porcelainized spit ring, spit rod, 2 spit forks and electric motor.

2101 For 30000 Series. 1.84 cu. ft. (.052 cu. m.), 14 lbs. (6.36 kg.)

2201 For 70000 Series & Gas models. 2.1 cu. ft. (.059 cu. m.), 14 lbs. (6.36 kg.)

2401 For 80000 Series model. 2.96 cu. ft. (.084 cu. m.), 16 lbs. (7.27 kg.)

REPLACEMENT SPIT RING

83501 For 30000 Series. 10 lbs. (4.55 kg.)


83601 For 70000 Series & Gas models. 11 lbs. (5.00 kg.)

83701 For 80000 Series models. 12 lbs. (5.91 kg.)

REPLACEMENT PARTS AVAILABLE SEPARATELY. SEE PRICE LIST.



1



2



3



4



5



6



THE STARTER SET
Includes charcoal rails, roast holder, grill & tool holder, 10 aluminum drip pans. Minimum order master pack of 5. 2.64 cu. ft. (.75 cu. m.) 20 lbs. (9.1 kg.)
8801



3301

3901

1201

9501



3801



3701



3301



9501



201

THE GOURMET
Includes corn'n'tator grill, roast holder, rib rack, Elegant Fare Cookbook, 10 aluminum drip pans. Minimum order master pack of 5. 11.2 cu. ft. (.32 cu. m.) 57.5 lbs. (26.1 kg.). For all 22 1/2" kettle
9001

New 4 ft. & 8 ft. Accessory Displays help you sell!



80002
8 FT. DISPLAY
FIXTURE WITH
ACCESSORY
ASSORTMENT.



40002
4 FT. DISPLAY
FIXTURE WITH
ACCESSORY
ASSORTMENT.



Weber's new 4 ft. and 8 ft. accessory displays are a terrific way to maximize your accessory profits. Both are made up of 2 ft. modules that can be arranged in a variety of ways for best use of floor space, and come complete with accessory assortment, display hooks, fixtures and signing. Displays and accessory assortments may be ordered separately.

See your Weber representative for details.

weber®



GAS **Barbecue Kettle**

**The one that
does both
Quick grills-
like other gas
barbecues**

Direct Method — Burner up, flame & heat directly below meat

- Sears meats quickly sealing in all the flavor and natural juices
- Gives hamburgers, hot dogs, steaks, chops, etc. that great outdoor flavor

**Slow cooks-
unlike any other
gas barbecue**

Indirect Method — Burner moves down, flame & heat go around

- Roasts without a rotisserie
- Broils without flare-ups
- Bakes without having to touch the meat until it's ready
- Roasts faster than any other gas barbecue — gives turkeys, hams, roasts, etc. a taste like never before

**Round is better
than square in
gas barbecuing.**



ROTISSERIE
Needs electric cord & outlet
Flare-ups can burn meat
Takes longer and wastes energy




RAISED GRILL
Bottom may be burned
while top is undone
Takes longer and wastes energy



SPLIT BURNER
One end may be cooked while
the other end is raw
Takes longer and wastes energy

The convenience of gas plus... the superiority of a Weber



**IT'S STEEL SEALED
IN PORCELAIN SO
IT WON'T RUST
OUT AND WON'T
BURN OUT**



**SO EASY TO
USE EVEN A
BEGINNER
GETS PERFECT
RESULTS**



**NEEDS LITTLE
ATTENTION SO
YOU ENJOY
YOUR COOKOUTS**



**GIVES ALL KINDS
OF FOODS THAT
GREAT WEBER
OUTDOOR
FLAVOR**

Famous Weber Features



**18-GAUGE STAINLESS
STEEL MOVABLE BURNER**
Won't warp, won't clog,
lasts & lasts.



WON'T CLOG
Single-hole 1" burner
won't clog like others
with many smaller holes.



SAVES ENERGY
All the heat you need with
less gas consumption. Less
than 23,000 BTU/HR.



WIND DIVERTER
Prevents burner blow-out.
Allows for even flame & heat.



**5 INCH STEEL POST
PORCELAINIZED
INSIDE & OUT**
Stronger than others.
Impervious to weather.
Never needs painting.



**SELF-CLEANING
LAVA ROCK**
Prevents messy grease
build-up. Distributes and
holds heat evenly.



**STAINLESS STEEL
LAVA ROCK GRILL**
Won't warp or burn out.



**NATURAL & L.P.
GAS REGULATORS**
Included with respective
units. Maintain correct
burner pressure.
Conserve energy.

weber®



GAS Portable Mount

Our standard 22½" (57.15 cm.) diameter kettle, with a large 398.5 sq. in. (1012.2 sq. cm.) cooking area. Available for use with Natural and L.P. Gas as follows:

PORTABLE

Gas grill for use with L.P. Gas. With tank holder, 3 ft. flexible hose, 20 lb. L.P. Tank, and Push Button Ignition. Shipped in one carton 19x26"x38¼" (48.3cm.x66.1cm.x98.5cm.), 11.1 cu. ft. (.32 cu. m.), 89 lbs. (40.4 kg.)

211101 Above with Black Kettle

213101 Above with Red Kettle

218101 Above with Chocolate Kettle

Portable Gas Grill for use with L.P. Gas, with Tank Holder, 3 ft. flexible hose, 20 lb. L.P. Tank, shipped in one carton 19x26x38¼, (48.3cm.x66.1 cm.x98.5cm.) 11.1 cu. ft. (.32 cu. m.), 88 lbs. (40 kg.)

201101 Above with Black Kettle

203101 Above with Red Kettle

208101 Above with Chocolate Kettle

Portable Gas Grill for use with L.P. Gas includes Tank Holder and 3 ft. flexible hose, (TANK NOT INCLUDED) Shipped in one carton 18¼x25¼x25½ (46.4cm.x64.14cm.x64.8cm.), 6.9 cu. ft. (.195 cu. m.), 67.5 lbs. (30.7 kg.)

101001 Above with Black Kettle

103001 Above with Red Kettle


108001 Above with Chocolate Kettle

Portable Gas Grill for use with a NATURAL Gas. Includes 10 ft. flexible hose. Shipped in one carton 6.9 cu. ft. (.195 cu. m.) 67.5 lbs. (30.7 kg.).

141001 Above with Black Kettle

143001 Above with Red Kettle

148001 Above with Chocolate Kettle





weber®



GAS Permanent Mount

For year 'round pleasure, 22½" (57.15 cm.) diameter kettle with a large 398.5 sq. in. (1012.2 sq. cm.) cooking area. Unit shipped in one carton 18¼"x25½"x25½" (46.4cm.x64.8cm.x64.8cm.), 6.9 cu. ft. (.195 cu. m.) 62.1 lbs. (28.2 kg.) Some assembly required.

- 111001** Black Kettle Natural Gas Permanent Mount
- 113001** Red Kettle Natural Gas Permanent Mount
- 118001** Chocolate Kettle Natural Gas Permanent Mount



Patent No. 3688758

NEW

Portable Gas Kettle, complete in one box

Now Weber's best selling portable gas barbecues come conveniently packed in just one box — base, bowl, even the tank on our portable L.P. models!

This not only means more convenience for your customers, it means fewer sku's and far less storage space for you! Better customer service with easier inventory control. The following portable gas kettles are now shipped complete in one carton:

141001, 143001, 148001, 101001, 103001, 108001, 201101, 203101, 208101, 211101, 213101, 218101



Gas Accessories

1. L.P. TANK

A 20-lb. capacity all-welded steel cylinder with a 10% relief valve for filling safety. 1.7 cu. ft. (.05 cu. m.), 20.0 lbs. (9.08 kg.)

21201

2. ELECTRIC IGNITER


Powered by a 1.5 V battery (not included), it's the safe and sure way to light a gas kettle or L.P. camping equipment. Minimum order of 4 in assorted colors, white, blue, gold or tangerine. .10 cu. ft. (.003 cu. m.), 1.3 lbs. (.59 kg.)

21101

3. REPLACEMENT LAVA ROCK

Enough to recharge and revitalize your gas kettle. .4 cu. ft. (.012 cu. m.) 8.0 lbs. (3.63 kg.).

109901



weber

©1978 WEBER-STEPHEN PRODUCTS CO.,
Arlington Heights, Illinois 60004
Printed in U.S.A.

Form No. TC-79